

HOW TO ORDER A SPLIT FINISH

All split finish sales are final and cannot be returned, altered, or cancelled once submitted.

Prior to ordering please contact customer service at wscustomerpo@waterstoneco.com and request the sign off sheet for your model. The sign off sheet must be signed and dated and returned with your order.

WATERSTONE DESIGNED STANDARD SPLIT FINISHES

(Standard lead times apply)

Faucet can be split using any combination of the standard finishes listed below. For pricing add 10% to the higher list price of the 2 finishes.

HOW TO DESIGNATE A SPLIT FINISH FAUCET WHEN ORDERING

Take the model number and add both finishes to the suffix starting with the **Primary finish** followed by the **Accent finish**. For Matte Black (MB) and Classic Bronze (CLZ), it would be **9810-MB_CLZ**. If you wanted Classic Bronze (CLZ) and Polished Nickel (PN) it would be **9850-CLZ_PN**. For all split finish designs click "Split Finishes" in the top menu of our home page on www.waterstoneco.com

American Bronze - AMB

Antique Brass - AB

Antique Bronze - ABZ

Antique Copper - AC

Antique Pewter - AP

Black Nickel - BLN

Black Oil Rubbed Bronze - ORB

Caribbean Bronze - CB

Chocolate Bronze - CHB

Chrome - CH

Classic Bronze - CLZ

Distressed American Bronze - DAMB

Distressed Antique Brass - DAB

Distressed Antique Copper - DAC

Distressed Antique Pewter - DAP

Graphite - GR

Matte Antique Brass - MAB

Matte Antique Copper - MAC

Matte Antique Pewter - MAP

Matte Black - MB

Matte White - MW

Polished Brass - PB

Polished Copper - PC

Polished Nickel - PN

Satin Brass - SB

Satin Chrome - SC

Satin Nickel - SN

Stainless Steel - SS

Tuscan Brass - TB

Unlacquered Polished Brass - UPB



WATERSTONE DESIGNED CUSTOM SPLIT FINISHES

(Custom lead time is 10 weeks)

For Satin or Polished Gold, add 30% to Group 3 pricing. For custom colors not currently offered by Waterstone, add 40% to Group 3 pricing.

Polished Gold - PG

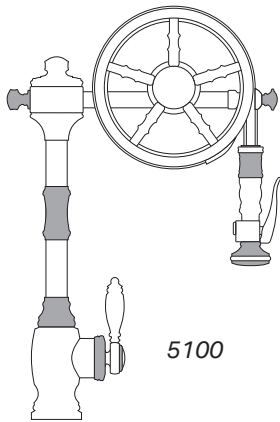
Satin Gold - SG

SPLIT FINISHES - KITCHEN

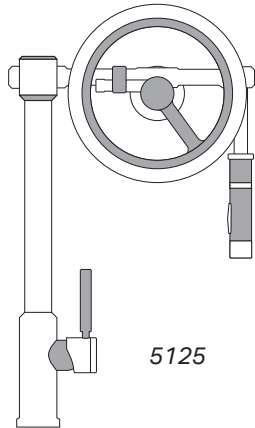


WHITE = PRIMARY FINISH
 GRAY = ACCENT FINISH

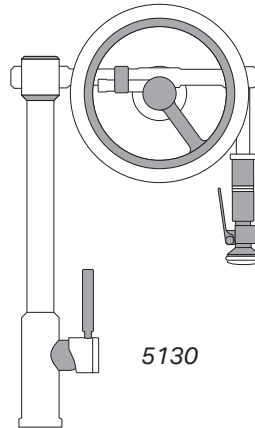
WHEEL FAUCETS



5100

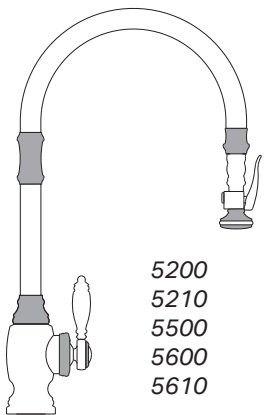


5125

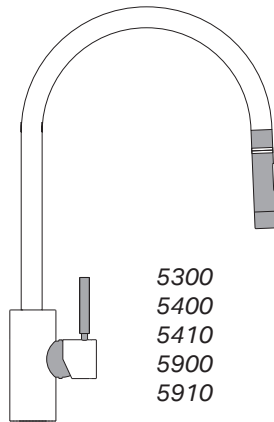


5130

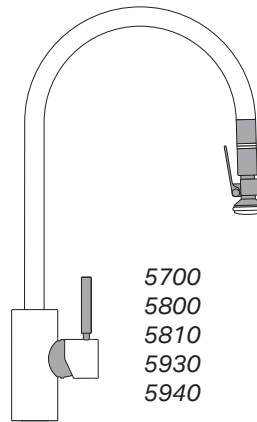
PLP PULLDOWN FAUCETS



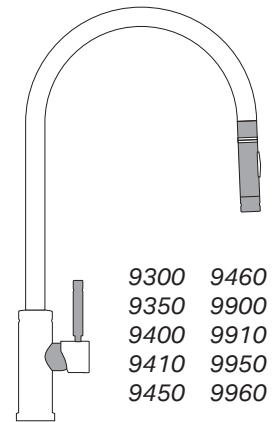
5200
 5210
 5500
 5600
 5610



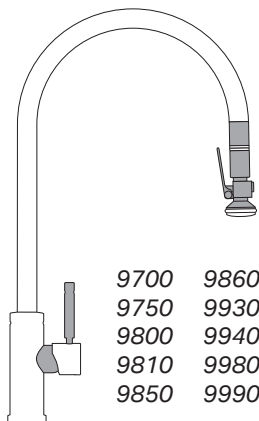
5300
 5400
 5410
 5900
 5910



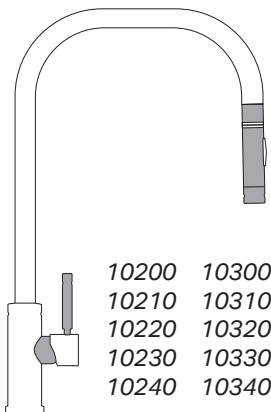
5700
 5800
 5810
 5930
 5940



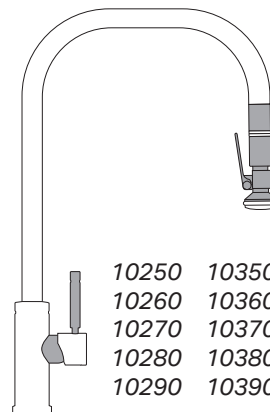
9300 9460
 9350 9900
 9400 9910
 9410 9950
 9450 9960



9700 9860
 9750 9930
 9800 9940
 9810 9980
 9850 9990



10200 10300
 10210 10310
 10220 10320
 10230 10330
 10240 10340



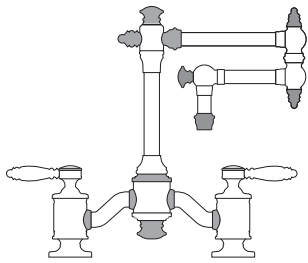
10250 10350
 10260 10360
 10270 10370
 10280 10380
 10290 10390

SPLIT FINISHES - KITCHEN

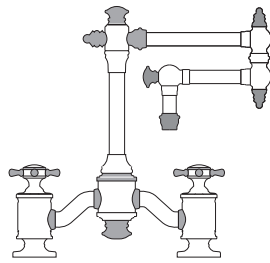


BRIDGE FAUCETS

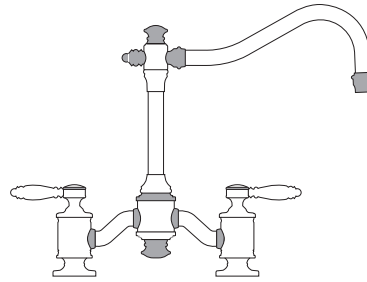
WHITE = PRIMARY FINISH
 GRAY = ACCENT FINISH



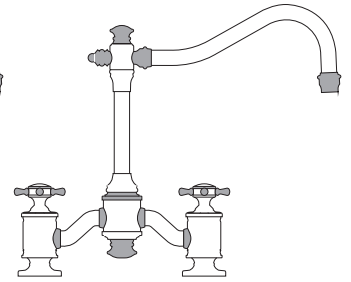
6100-12
6100-18



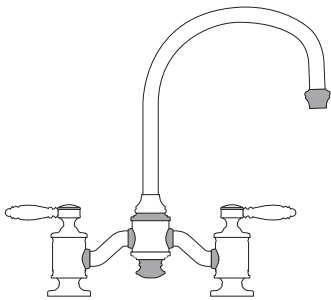
6150-12
6150-18



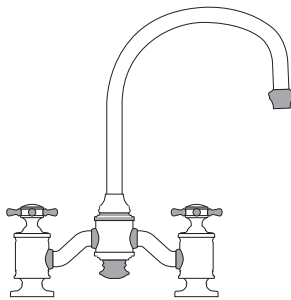
6200



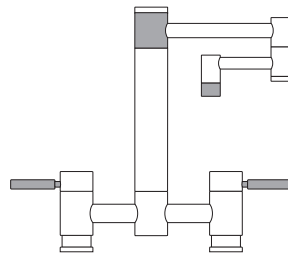
6250



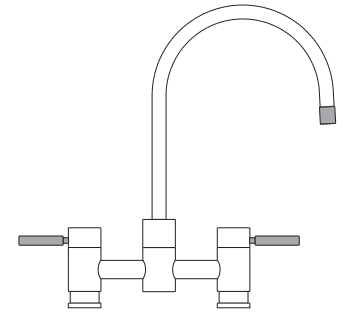
6300



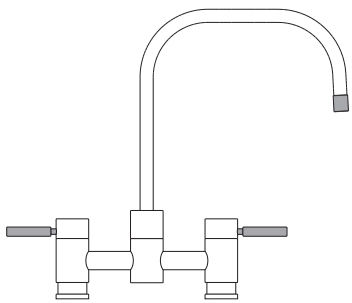
6350



7600-12
7600-18

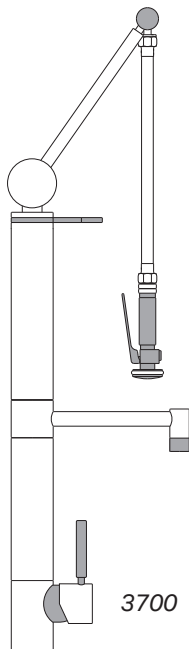


7800

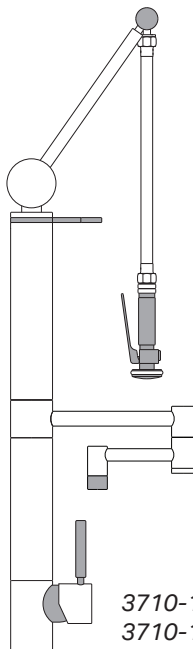


7825

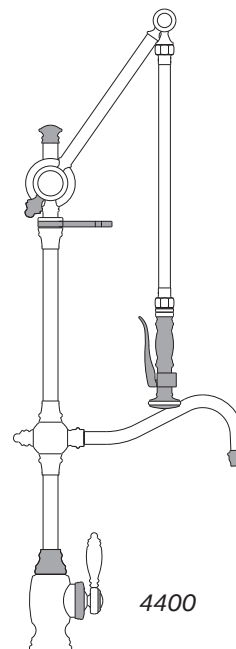
GANTRY FAUCETS



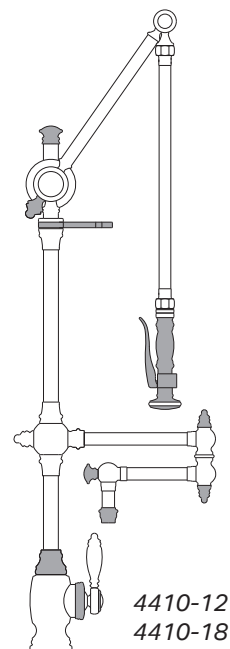
3700



3710-12
3710-18



4400



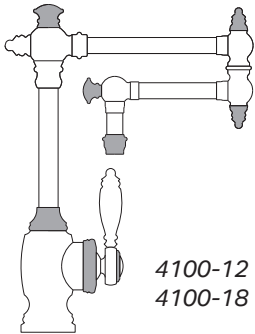
4410-12
4410-18

SPLIT FINISHES - KITCHEN

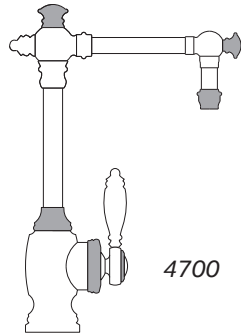


WHITE = PRIMARY FINISH
 GRAY = ACCENT FINISH

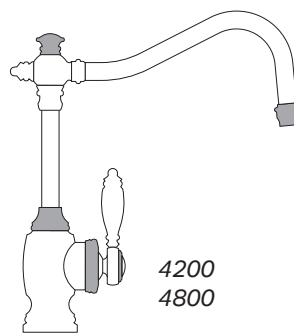
KITCHEN AND PREP FAUCETS



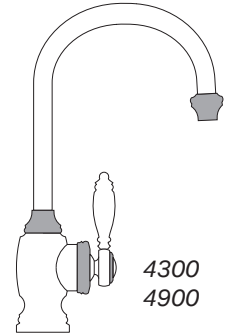
4100-12
4100-18



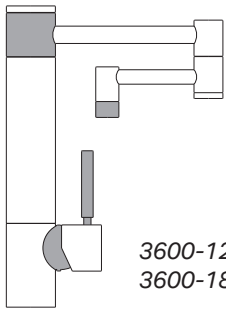
4700



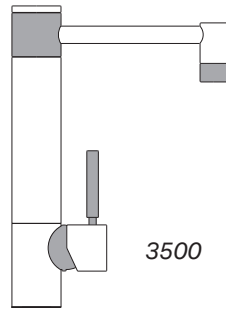
4200
4800



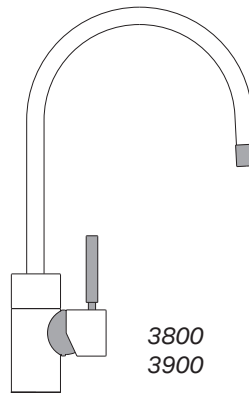
4300
4900



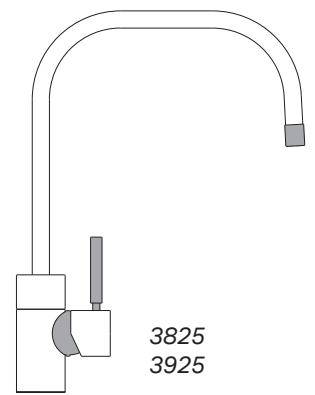
3600-12
3600-18



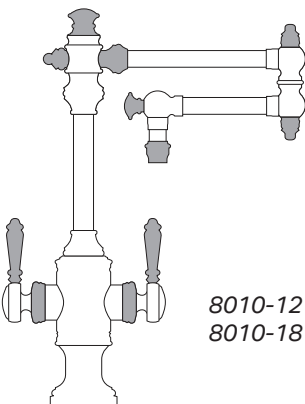
3500



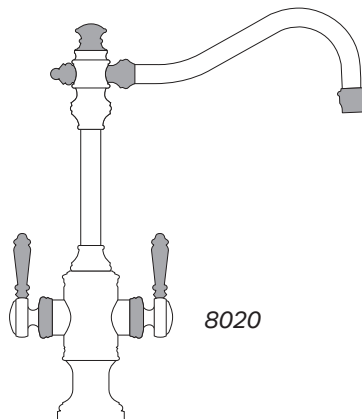
3800
3900



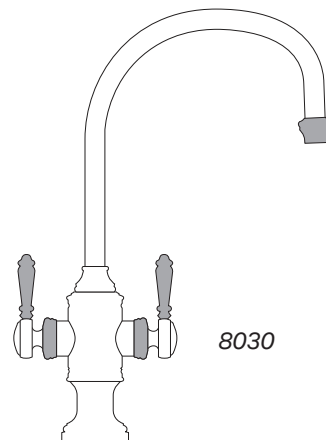
3825
3925



8010-12
8010-18

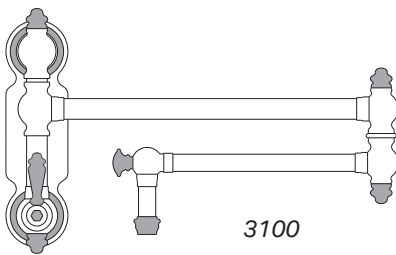


8020

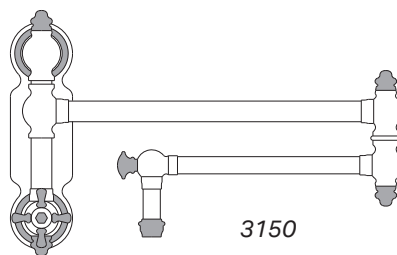


8030

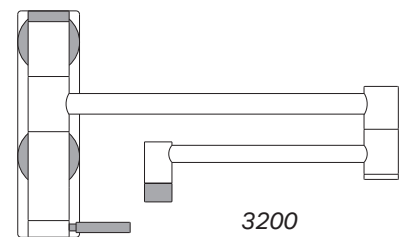
WALL MOUNTED POTFILLERS



3100



3150



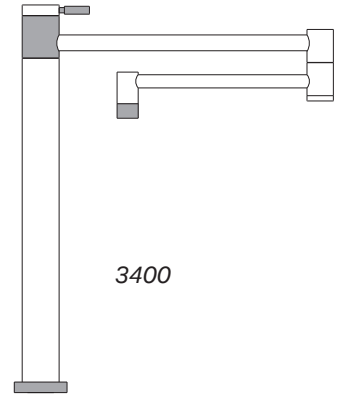
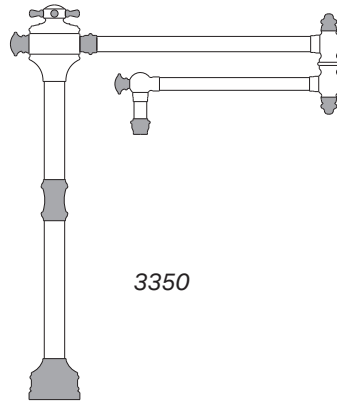
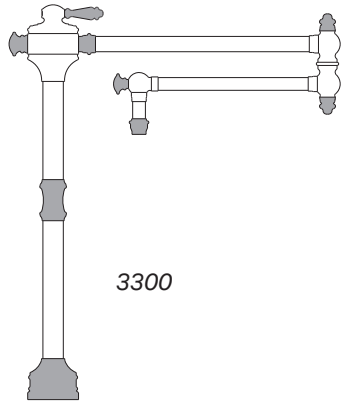
3200
3250

SPLIT FINISHES - KITCHEN

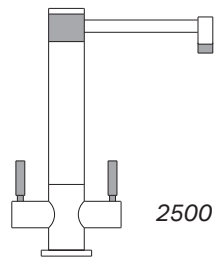
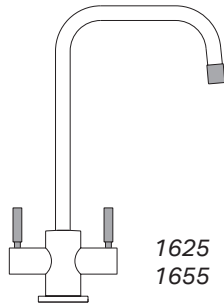
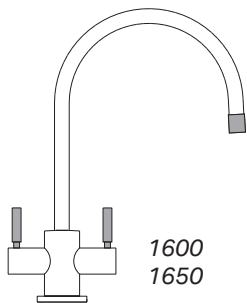
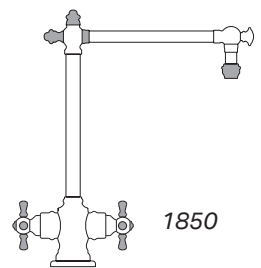
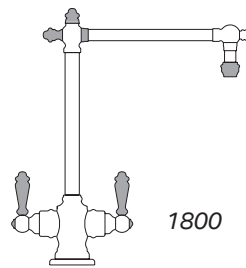
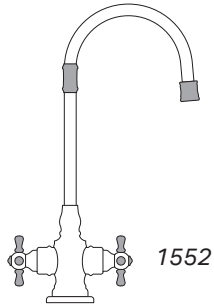
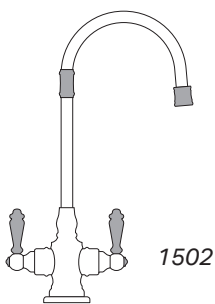
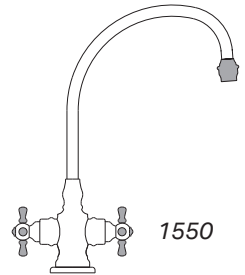
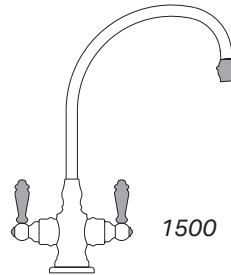
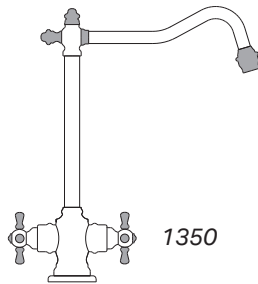
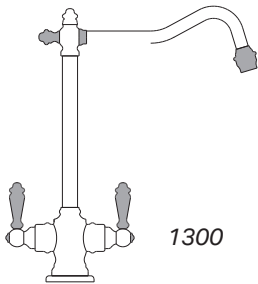


COUNTER MOUNTED POTFILLERS

□ WHITE = PRIMARY FINISH
■ GRAY = ACCENT FINISH



BAR FAUCETS

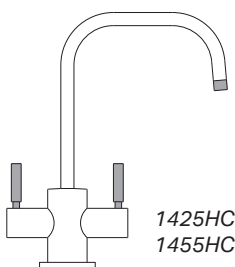
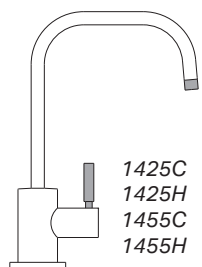
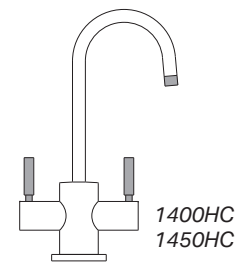
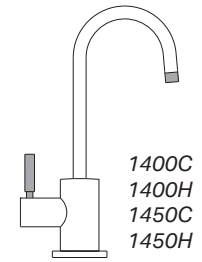
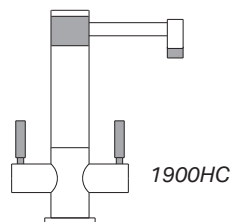
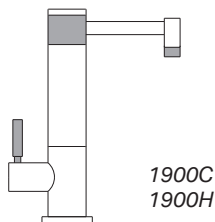
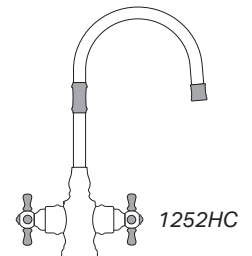
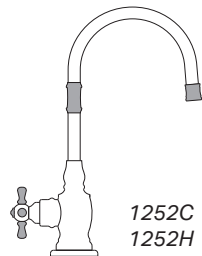
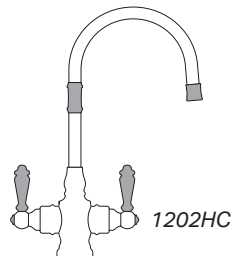
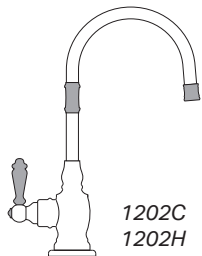
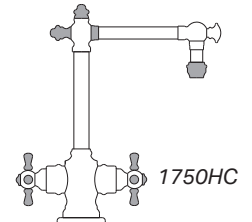
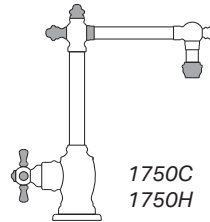
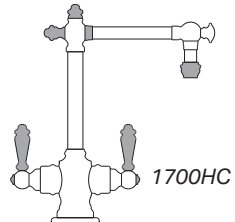
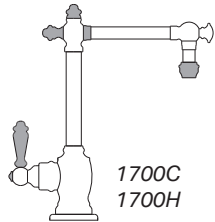
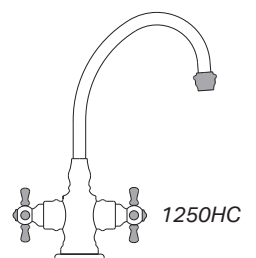
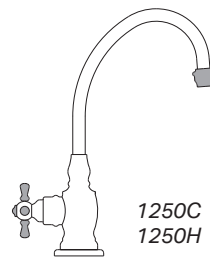
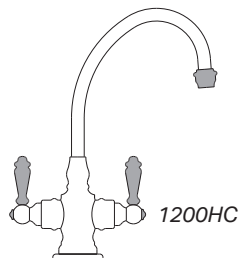
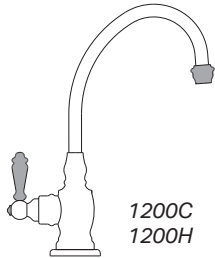
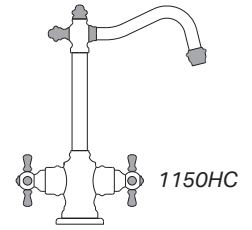
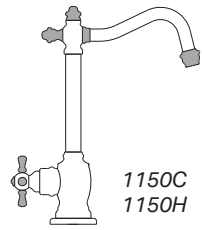
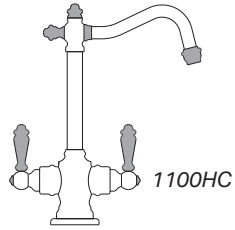
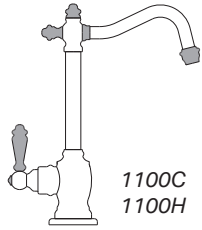


SPLIT FINISHES - KITCHEN



FILTRATION FAUCETS

WHITE = PRIMARY FINISH
 GRAY = ACCENT FINISH

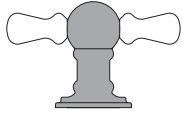


SPLIT FINISHES - KITCHEN

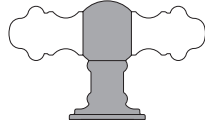


WHITE = PRIMARY FINISH
 GRAY = ACCENT FINISH

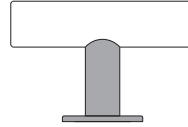
HARDWARE



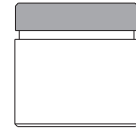
HTK-006



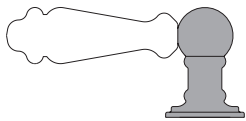
HTK-007



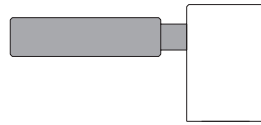
HCK-103
HMK-103




HIK-201
HIK-202




HTK-005



HCK-102
HMK-102




HIP-200
HIP-300
HIP-400



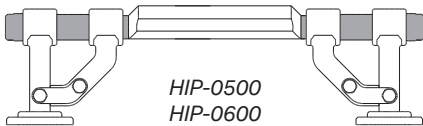
HTP-0300
HTP-0350
HTP-0400
HTP-0500

HTP-0600
HTP-0800
HTP-1200
HTP-1201




HCP-0300
HCP-0350
HCP-0400
HCP-0500

HCP-0600
HCP-0800
HCP-1200

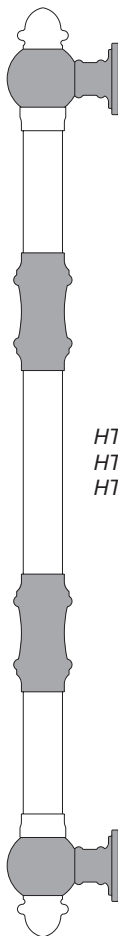


HIP-0500
HIP-0600
HIP-0800
HIP-1200

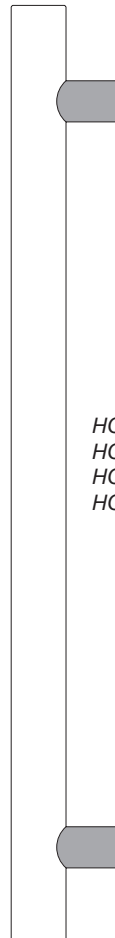


HMP-0300
HMP-0350
HMP-0400
HMP-0500

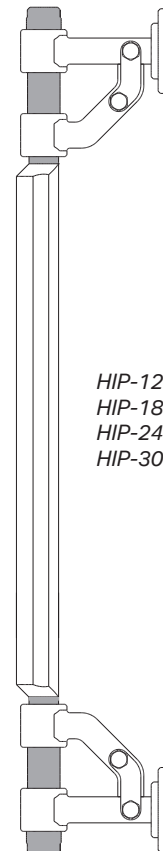
HMP-0600
HMP-0800
HMP-1200



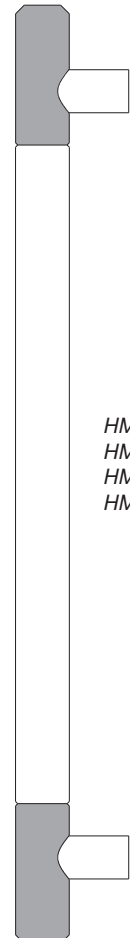
HTP-1800
HTP-2400
HTP-3000



HCP-1201
HCP-1800
HCP-2400
HCP-3000



HIP-1201
HIP-1800
HIP-2400
HIP-3000



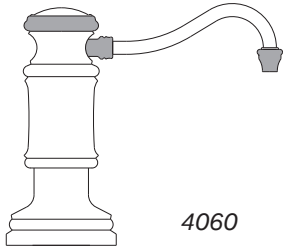
HMP-1201
HMP-1800
HMP-2400
HMP-3000

SPLIT FINISHES - KITCHEN

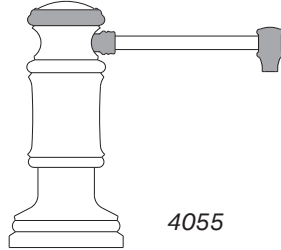


ACCESSORIES

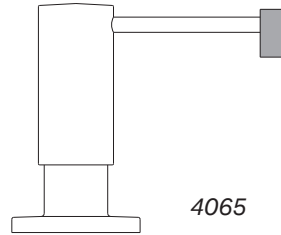
WHITE = PRIMARY FINISH
 GRAY = ACCENT FINISH



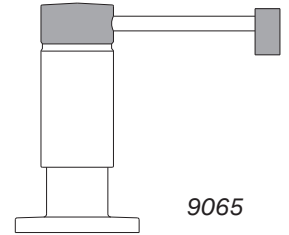
4060



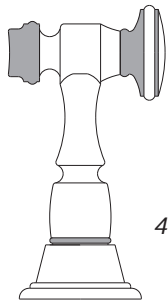
4055



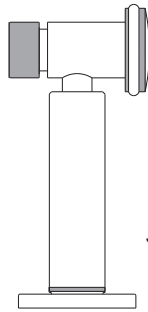
4065



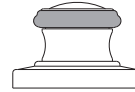
9065



4025



3025



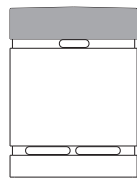
4010



3010
9010



4020
4030



3020 9020
3030 9030

