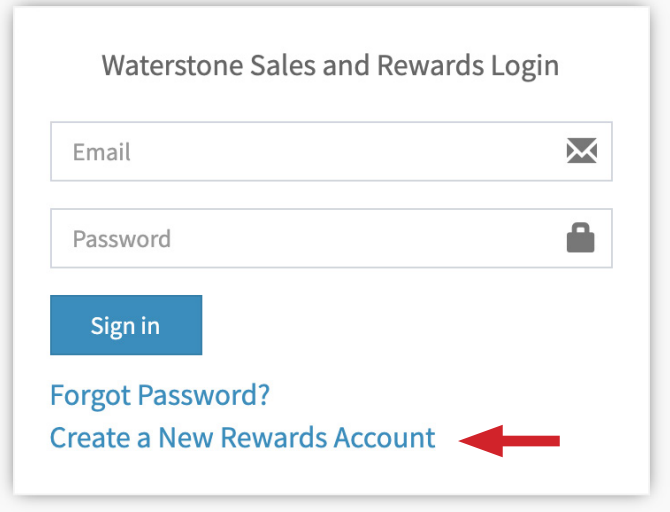
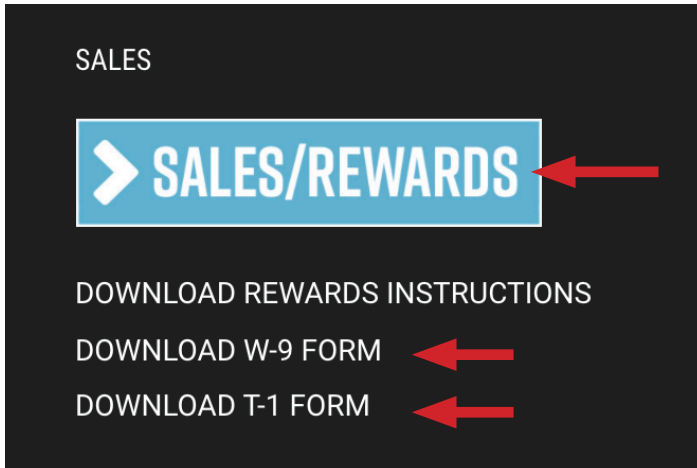


BEFORE YOU BEGIN -

Have your *W-9 form (USA)* or *TD-1 form (Canada)* completed and saved to your computer.



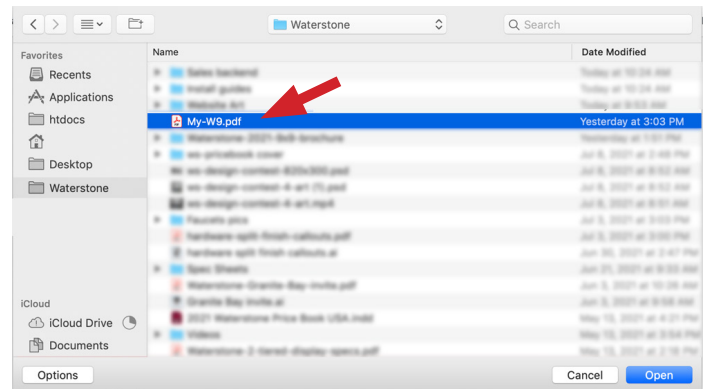
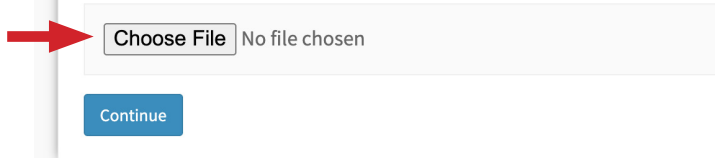
1. Visit our website www.waterstoneco.com. Scroll to the bottom of the page and click the **REWARDS AND SALES LOGIN** button. If needed, download a W-9 form [here](#).

2. Click **Create a New Rewards Account**

Rewards Program - Create Account

To participate in the Waterstone Rewards Program, you must create an account and provide the current dealer where you are employed. Your email will be your username login. **Use the same name that is used on your W9 form.**

- Step 1. Download the **W-9 (USA) form from [Here](#)**, and the **TD-1 (CANADA) form [Here](#)**
- Step 2. Upload a saved W-9, click "Choose File".
- Step 3. click "Continue" and fill in the information completely.



3. Upload your W-9 or TD-1 by clicking **Choose File**. If needed, download a blank form.

4. Navigate to your file and double click it to upload.

Rewards Program - Create Account

To participate in the Waterstone Rewards Program, you must create an account and provide the current dealer where you are employed. Your email will be your username login. **Use the same name that is used on your W9 form.**

- Step 1. Download the W-9 (USA) form from [Here](#), and the TD-1 (CANADA) form [Here](#)
- Step 2. Upload a saved W-9, click "Choose File".
- Step 3. click "Continue" and fill in the information completely.

Choose File My-W9.pdf

Continue



Rewards Program - Create Account

To participate in the Waterstone Rewards Program, you must create an account and provide the current dealer where you are employed. Your email will be your username login. **Use the same name that is used on your W9 form.**

First name

Last name

Email

Dealer zip code

Choose location



Country

State/Province

City

Address

Zip/Postal Code

Password

Confirm password

Go Back

Sign Up



5. You will see your file name next to the **Choose File** button when it's been selected. Click on **Continue**.
6. Fill in the registration form. Once the zip code / postal code is entered you can choose your dealership from the choose location drop down.

If your location does not show up please email cbica@waterstoneco.com so that it can be added to our system.

Click **Sign-up**

CONGRATULATIONS! YOU ARE NOW REGISTERED FOR THE WATERSTONE REWARDS PROGRAM

You will receive a confirmation email from Waterstone letting you know your registration has been completed. Please check your Junk mail or Spam if you do not see it in your in-box.

Please email cbica@waterstoneco.com if you have any questions or registration issues.